



## Main Study Images

The images in this section are from the main study. The images were selected to illustrate the different images for individual participants. Each of the images in the different *Target Display Type* groups has a different target pair, and was seen by a three different participants.


First images in the *Color-Color* group are shown, followed by images in the *Color-Bump* group and the *Bump-Bump* group. The original images were generated at 1024x1024 pixel resolution. To save space, only images from *C0*, *C1*, *C3*, *C5*, and *C7* are presented, and the *Intersection View* image is shown only for the *Bump-Bump* group. Images are 58% original size. Because 1500 different images were generated for the study it is not feasible to show more than a small sample.




**Figure 3.50:** Image from *C0* for the *Color-Color* group, shown at 58% original size. Targets are the circles shown in red alpha-blended spots and green alpha-blended spots.




**Figure 3.51:** Image from *CI* for the *Color-Color* group, shown at 58% original size. Targets are the rectangles shown in red alpha-blended spots and green alpha-blended spots. The blue rectangle is the distractor.




**Figure 3.52:** Image from *C3* for the *Color-Color* group, shown at 58% original size. Targets are the ovals shown in red alpha-blended spots and green alpha-blended spots. The blue triangle, large bump oval, and purple rectangle are the distractors.




**Figure 3.53:** Image from *C5* for the *Color-Color* group, shown at 58% original size. Targets are the rectangle shown in red alpha-blended spots and horizontal oval shown in green alpha-blended spots. The blue triangle, large bump triangle, purple oval, medium bump rectangle, and yellow horizontal oval are the distractors.



**Figure 3.54:** Image from *C7* for the *Color-Color* group, shown at 58% original size. Targets are the horizontal oval shown in red alpha-blended spots and horizontal rectangle shown in green alpha-blended spots. The blue triangle, large bump circle, purple oval, medium bump oval, yellow circle, small bump square and cyan circle are the distractors.




**Figure 3.55:** Image from *C0* for the *Color-Bump* group, shown at 58% original size. Targets are the rectangles shown in blue alpha-blended spots and medium bumps.

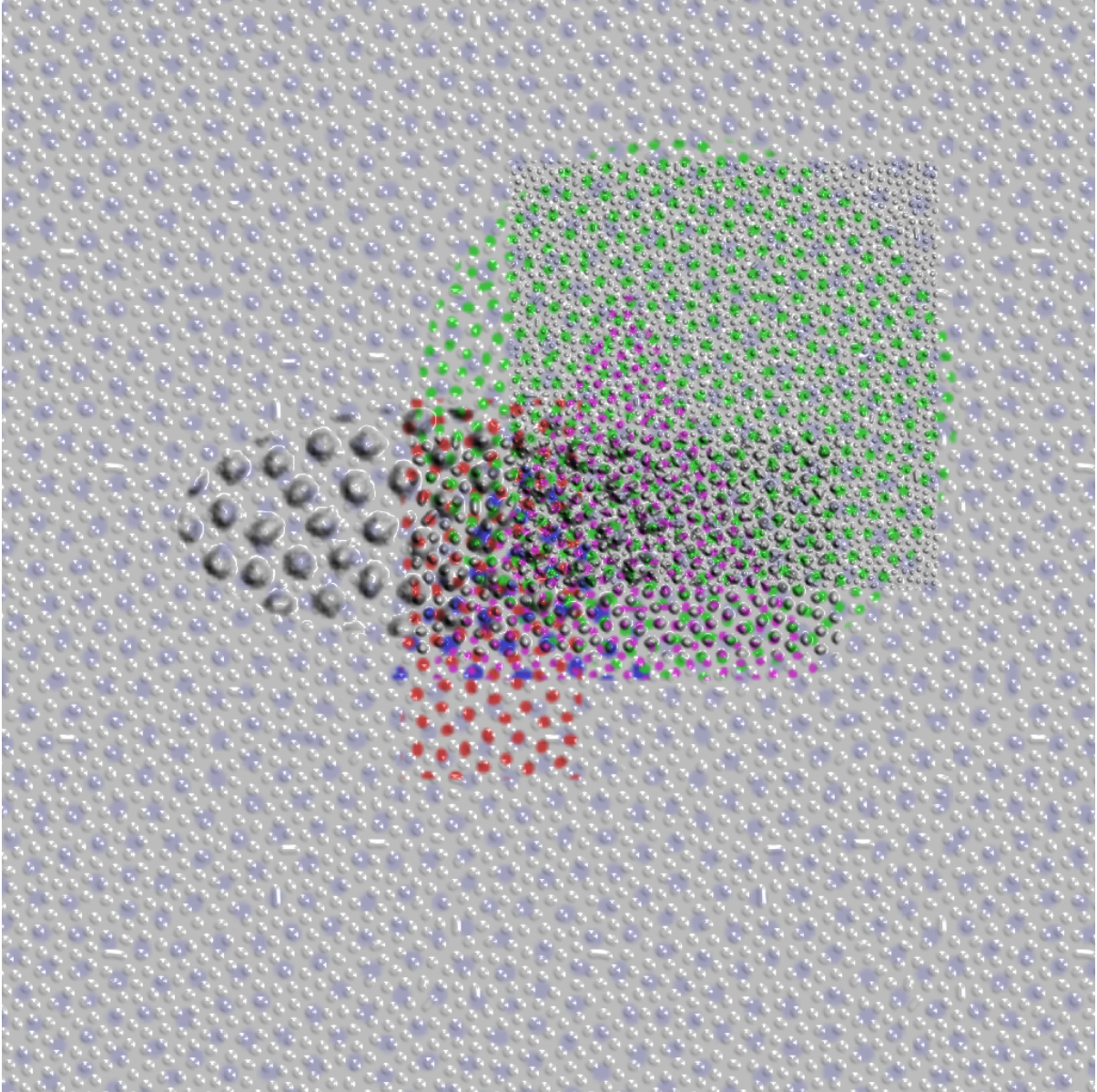


**Figure 3.56:** Image from *CI* for the *Color-Bump* group, shown at 58% original size. Targets are the vertical oval shown in blue alpha-blended spots and the square in medium bumps. The red triangle is the distractor.







**Figure 3.57:** Image from *C3* for the *Color-Bump* group, shown at 58% original size. Targets are the horizontal oval shown in blue alpha-blended spots and the vertical rectangle in medium bumps. The red rectangle, large bump oval, and green rectangle are the distractors.




**Figure 3.58:** Image from *C5* for the *Color-Bump* group, shown at 58% original size. Targets are the triangle shown in blue alpha-blended spots and the horizontal rectangle in medium bumps. The red rectangle, large bump oval, green circle, purple triangle, and small bump square are the distractors.




**Figure 3.59:** Image from *C7* for the *Color-Bump* group, shown at 58% original size. Targets are the triangle shown in blue alpha-blended spots and the vertical oval in medium bumps. The red triangle, large bump oval, green circle, purple oval, small bump circle, yellow square, and cyan circle are the distractors.




**Figure 3.60:** Image from *C0* for the *Bump-Bump* group, shown at 58% original size. Targets are the horizontal oval shown in medium bumps and the circle shown in large bumps.




**Figure 3.61:** Image from *CI* for the *Bump-Bump* group, shown at 58% original size. Targets are the horizontal oval shown in medium bumps and the vertical oval shown in large bumps. The blue rectangle is the distractor.



**Figure 3.62:** Image from *C3* for the *Bump-Bump* group, shown at 58% original size. Targets are the vertical oval shown in medium bumps and the triangle shown in large bumps. The blue triangle, red oval, and green square are the distractors.





**Figure 3.63:** Image from *C5* for the *Bump-Bump* group, shown at 58% original size. Targets are the circle shown in medium bumps and the horizontal oval shown in large bumps. The blue rectangle, red triangle, green oval, purple oval, and small bump rectangle are the distractors.



**Figure 3.64:** Image from *C7* for the *Bump-Bump* group, shown at 58% original size. Targets are the horizontal rectangle in medium bumps and the vertical rectangle shown in large bumps. The blue triangle, red circle, green oval, purple circle, small bump oval, yellow square and cyan circle are the distractors.





**Figure 3.65:** Image from *Side-by-side view* for the *Bump-Bump* group, shown at 58% original size. Targets are the vertical oval in medium bumps and the circle shown in large bumps.